



OLYMPIC VALLEY PUBLIC SERVICE DISTRICT BOARD REPORT



SUBJECT: March Water & Sewer Operations Report **EXHIBIT:** G-2, 5 Pages

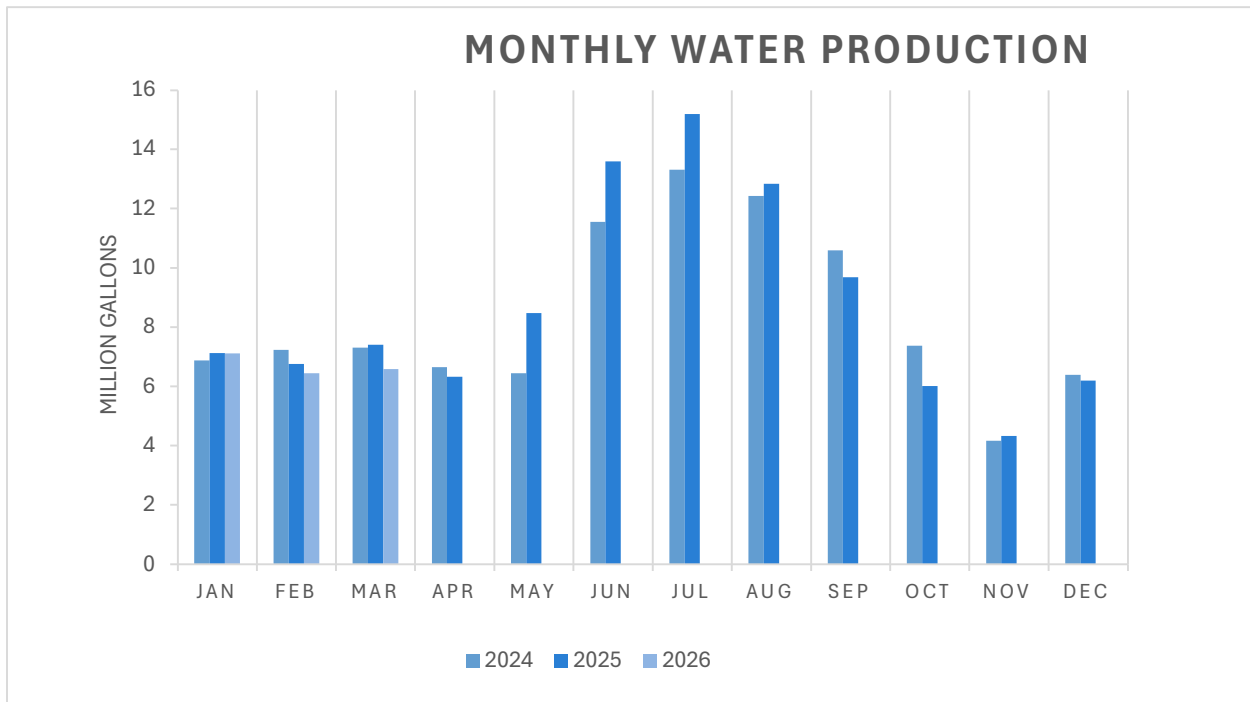
AUTHOR: Nicolas Massetani, Operations Superintendent **MEETING DATE:** April 28, 2026

RECOMMENDED ACTION: This report is informational only; no action is requested from the Board.

DISCUSSION: This report provides information from the District’s management on current projects and activities that are not the subject of a separate report. This report is prepared to provide new information and recent progress only.

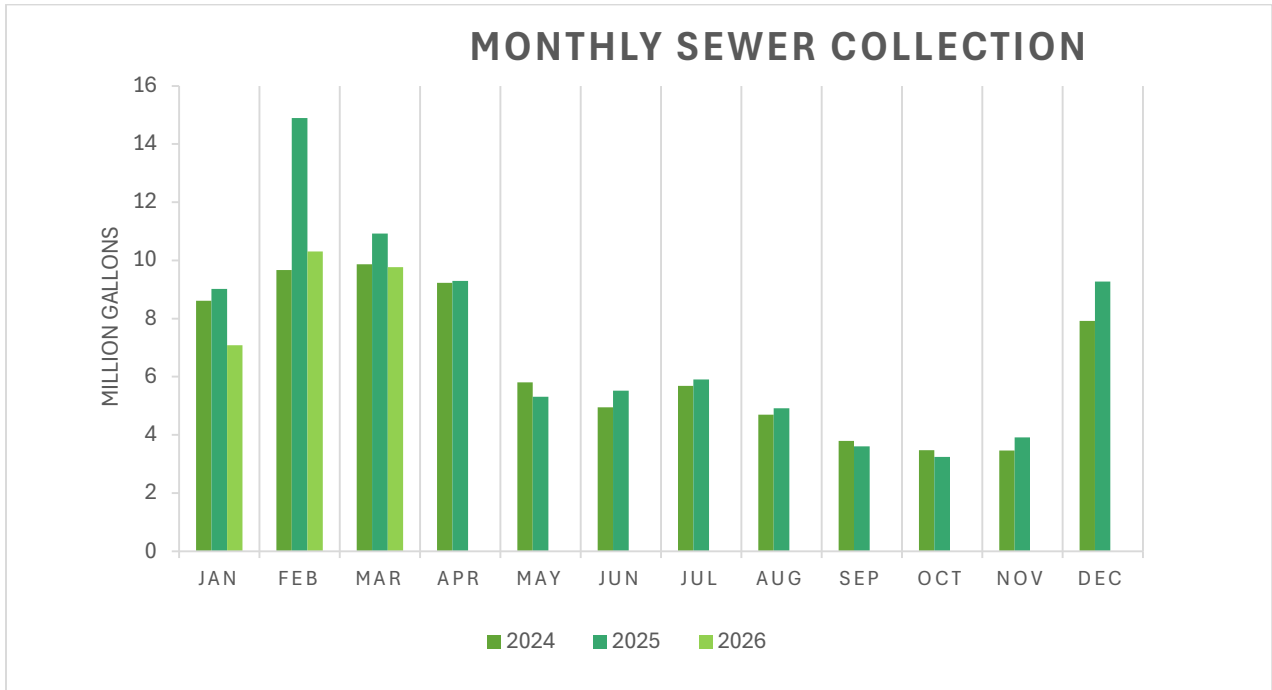
Flow Report – March 2026

Water Production: 6.58 MG
 Comparison: 0.82 MG less than 2025



Sewer Collection:
Comparison:

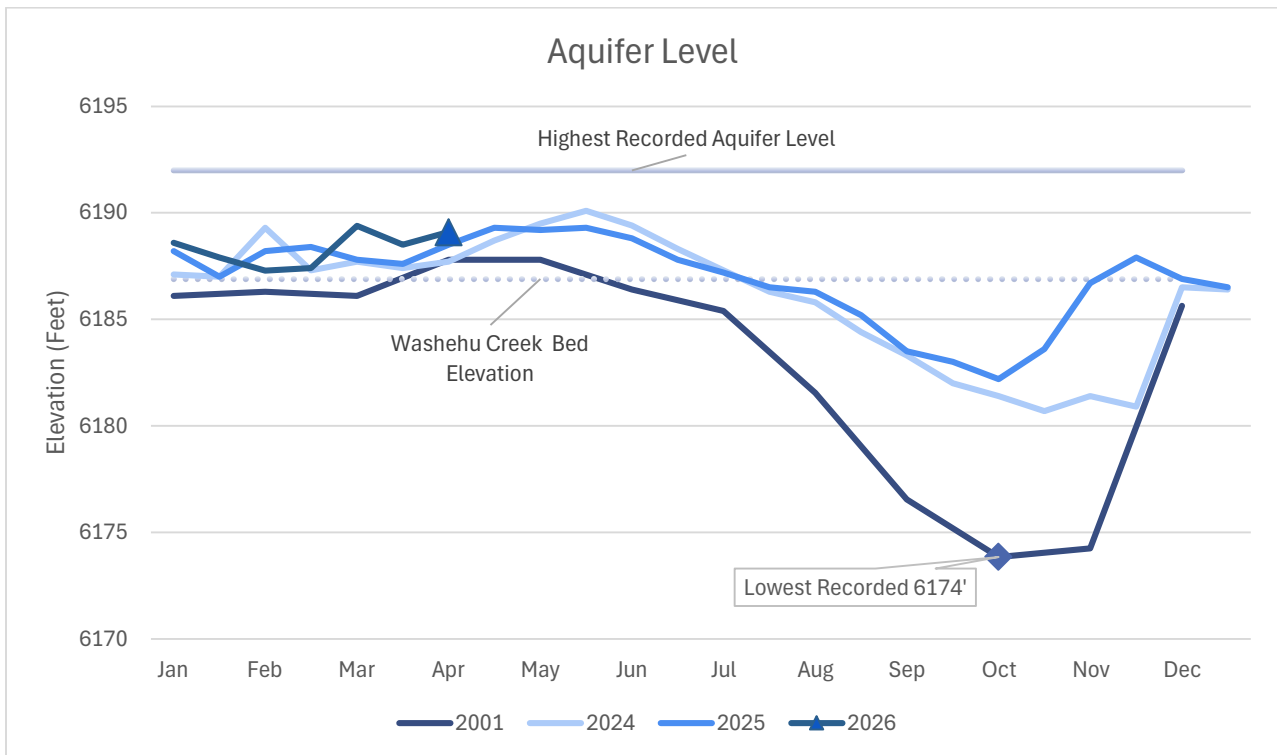
9.77 MG
1.15 MG less than 2025



Aquifer Level:

March 31, 2026:
March 31, 2025:

6,189.1'
6,188.5'



Precipitation:	March 2026:	2.93"
	Season to date total:	51.60"
	Season to date average:	45.10"
	% to year to date average:	114.41%

Flow Report Notes:

- The *Highest Recorded Aquifer Level* represents a rough average of the highest levels measured in the aquifer during spring melt period.
- The *Lowest Recorded Aquifer Level* is the lowest level recorded in the aquifer at 6,174.0 feet above mean sea level on October 5, 2001. This level is not necessarily indicative of the total capacity of the aquifer.
- The *Creek Bed Elevation* (per Kenneth Loy, West Yost Associates) near Well 2 is 6,186.9 feet.
- *Precipitation Season Total* is calculated from October 2025 through September 2026.
- The true *Season to date Average* could be higher or lower than the reported value due to the uncertainty of the Old Fire Station precipitation measurement during the period 1994 to 2004.
- In October 2011 the data acquisition point for the aquifer was changed from Well 2 to Well 2R.

Leaks and Repairs

Water

- The District issued one leak/high usage notifications.
- Responded to two after-hours customer service calls.

Sewer

- Responded to zero after-hours customer service calls.

Vehicles and Equipment

Vehicles

- Cleaned vehicles and checked inventory.

Equipment

- Cleaned equipment.

Operations and Maintenance Projects

1810 Olympic Valley Road (Old Fire Station)

- Inspected and tested the generator.
- General housekeeping.

305 Olympic Valley Road (Administration and Fire Station Building)

- Inspected and tested the generator.

Water System Maintenance

- Three bacteriological tests were taken in March: one at 1810 Olympic Valley Road, one at Everline Resort and one at Zone 3 Booster Station; All three samples were reported absent.
- Leak detection services performed: One
- Customer service turn water service on: Zero
- Customer service turn water service off: Zero
- Responded to customer service calls with no water: Two
- Water meter upgrades: Six

Sewer System Maintenance

- Check for I and I issues.
- Sewer cleaning.

Telemetry

- The rainfall measurements for the month of December were as follows: Nova Lynx: 2.93", Palisades Tahoe Snotel: 1.8".

Administration

- Monthly California State Water Boards report.
- 2025 Water & Sewer System Report.
- All Staff Sewer Emergency Response Training

Services Rendered

- Underground Service Alerts (2)
- Sewer service line inspections (0)
- Sewer service line pressure tests (0)
- Water service line inspections (0)
- Water and Sewer Final Inspection (1)
- Water quality complaint investigations (0)

ATTACHMENTS: Monthly Water Audit Report

DATE PREPARED: April 20, 2026

