



# OLYMPIC VALLEY PUBLIC SERVICE DISTRICT BOARD REPORT



---

**SUBJECT:** Fire Department Report: Mar. 23-April 21

**EXHIBIT:** G-1, 9 Pages

**AUTHOR:** Brad Chisholm, Fire Chief

**MEETING DATE:** Apr. 28, 2026

---

**RECOMMENDED ACTION:** This report is informational only; no action is requested from the Board.

**DISCUSSION:** This report provides information from the District's management on current projects and activities that are not the subject of a separate report. This report is prepared to provide new information and recent progress only.

## **OVFD INFORMATION FOR Mar. 23-April 21**

### **Training:**

EMS: Cardioversion/Defibrillation, Medication Dosages, Infrequent Skills, EMS Protocol and Documentation, Shock.

### **Fire/Rescue:**

Search, Village Pre-Plan, Hose Deployment/Management/Packaging, Ladders, Apparatus Operator, Rural Water Sources, Water Tender Ops., Apparatus Pumping, RT-130/Wildland, MCI, SCBA, Equipment Familiarization, MVA, Vehicle Fire, Mayday/Drags/Carries, Chaing Apparatus, District Familiarization, Nozzles and Hose Streams, Ropes/Knotts/Anchors.

### **Public/Education:**

Station tours

### **Fire Prevention:**

Inspections: Fire/Life Safety: 7; Events: 2; Construction/Plans: 3; DSI: 2

Other: Transition from FPO to line, admin, FC.

### **Other:**

N/A

### **Apparatus and Equipment:**

Received SCBA; Replacement of hand-held power tool batteries.

**Overtime (OT) Hours:**

Regular OT hours for Current period: 133.5  
Forced OT hours for Current period: 0.0  
Year to Date Total OT hours: 764.50  
Days this period at minimum (3) staffing: 15

**Emergency Calls: (Please see attached pages)**

Total Calls for this period: 46  
Year to Date 2026: 273 (YTD 2025: 276)

**Notable Items:**

Meetings: Regional Fire Chiefs, Mt. Town Fire Chiefs, Placer LAFCO, Placer County Deputy CEO, OVPSD/NTFPD/ASCWD re: annexation; TTAD, Staff meeting.  
Other: Placer County Planning Commission 4/16 re: VPTSP  
Forthcoming: DSI to focus on number of compliances over number of inspections

**Staffing and Employment:**

Firefighter Kyle Colmar started two-week in-house academy on 4/15. Projected to be on shift 4/27.

**Fuels Management:**

OV-2: Staff is coordinating with NV5 to finalize the Slope Stability and Avalanche Hazard Report, with Cross Check Services to ensure all contractual obligations, prior to issuing a notice to proceed, are completed, and with Feather River Forestry to finalize the CALFIRE Exemption permit and prepare the project for implementation, pending suitable ground conditions.

OV-4 Ph. 2: High Sierra Fire has remobilized and is working to complete the remaining five acres of the project as weather conditions allow.

OV-5: A funding agreement has been executed with Truckee Tahoe Airport District, and the District and Placer County are coordinating regarding a Use of Funds agreement to fund a portion of the project. Staff met with the Everline General Manager and discussed the project, which they fully support. Design and permitting have been delayed due to snow and contracting delays; however, the project team is working to maintain an aggressive schedule with the goal of bidding the project this Spring.

**ATTACHMENTS:** Monthly and Year-to-Date Incident Data; Defensible Space Violations Graph

**DATE PREPARED:** April 23, 2026

Filter statement

Filters **Days in Core incident onset date/time** 3/23/26 to 4/21/26 | **Incident status** Locked


## OVFD Board Report

Count of Total Incidents

Count of Incidents

46

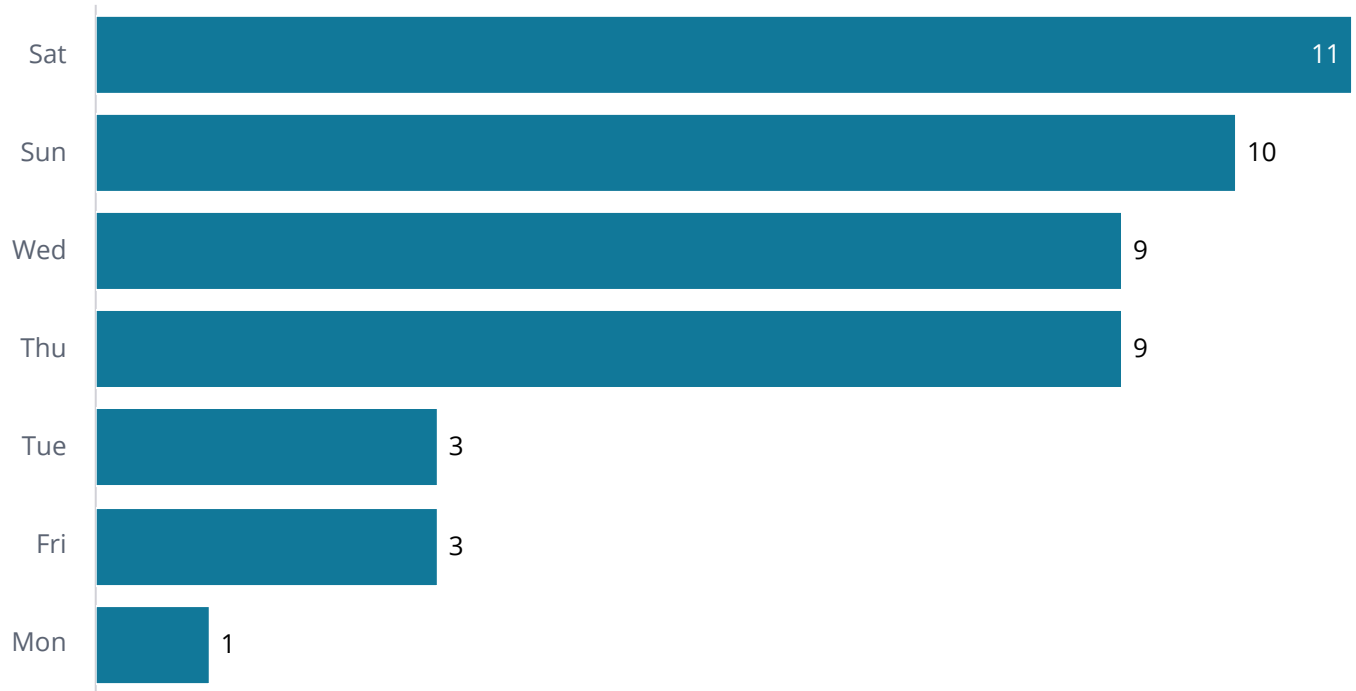
Incident Count By Month (This Year)



Filter statement

Filters **Days in Core incident onset date/time** 3/23/26 to 4/21/26 | **Incident status** Locked

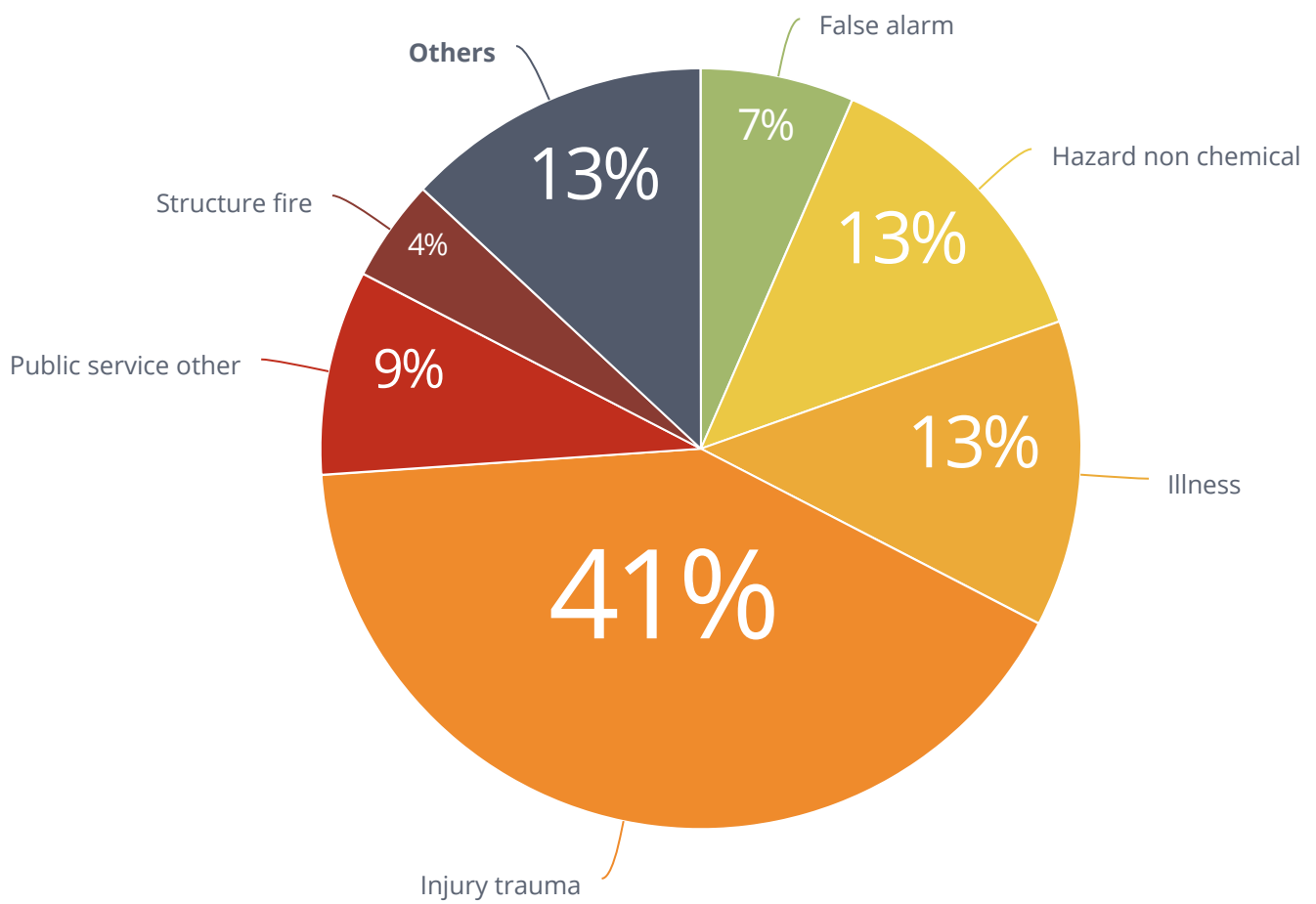
Incident Count by Day of Week



Filter statement

Filters **Days in Core incident onset date/time** 3/23/26 to 4/21/26 | **Incident status** Locked

Percent of Incident Responses by Incident Type



Filter statement

Filters **Days in Core incident onset date/time** 1/1/26 to 4/21/26 | **Incident status** Locked

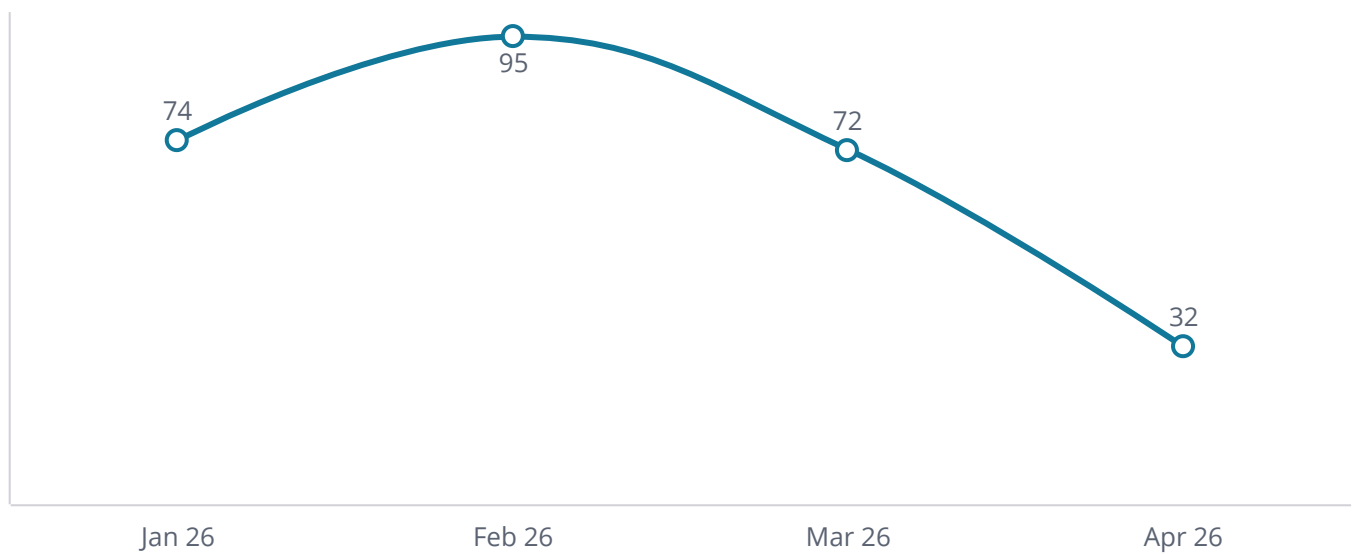
## OVFD Board Report

Count of Total Incidents

Count of Incidents

273

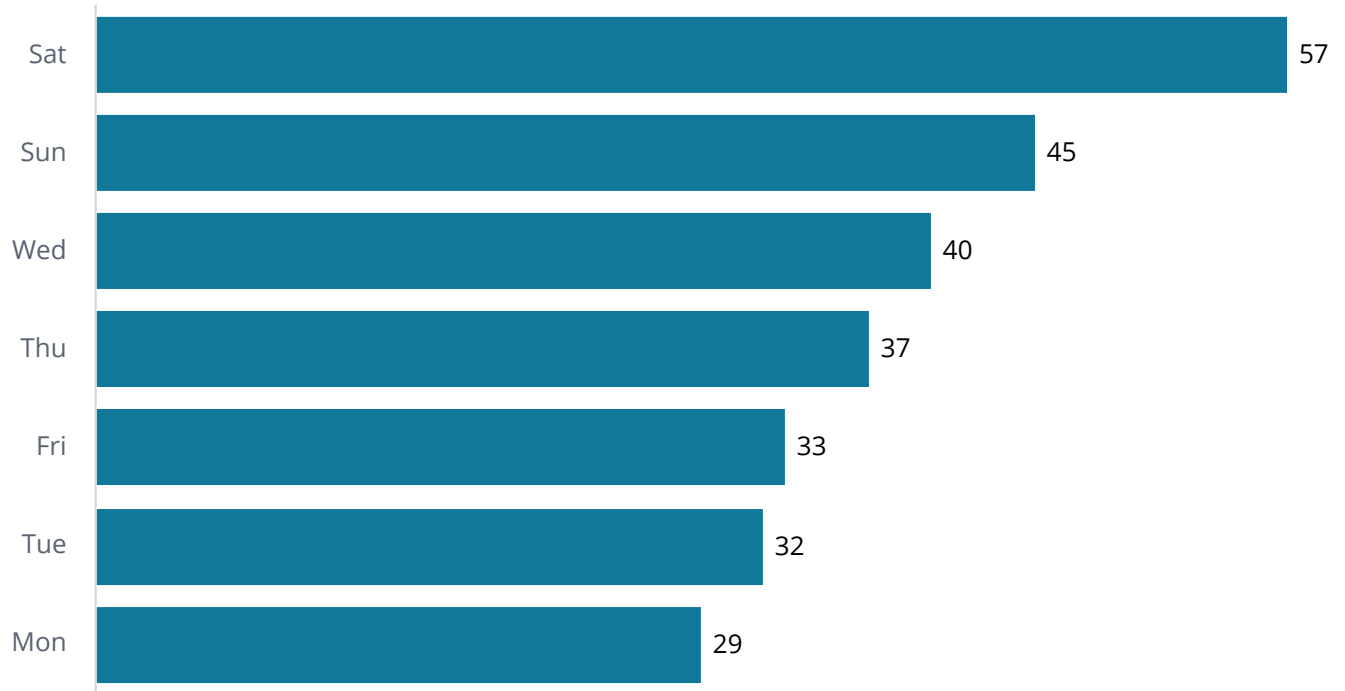
Incident Count By Month (This Year)



Filter statement

Filters **Days in Core incident onset date/time** 1/1/26 to 4/21/26 | **Incident status** Locked

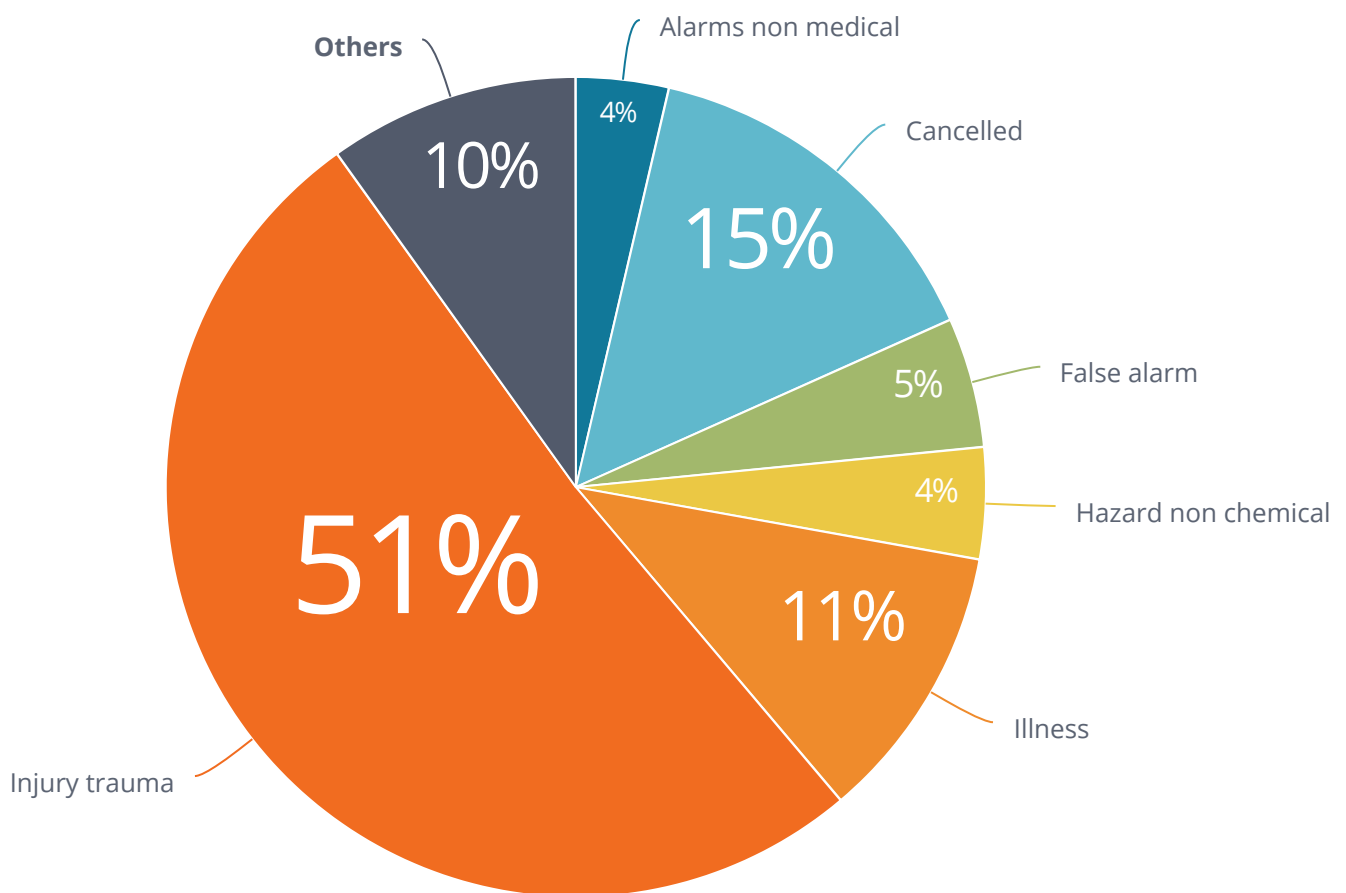
Incident Count by Day of Week



Filter statement

Filters **Days in Core incident onset date/time** 1/1/26 to 4/21/26 | **Incident status** Locked

Percent of Incident Responses by Incident Type



It has been the practice of OVFD to perform Defensible Space Inspections (DSI) on 100% of the properties in our service area. However, with better tracking and inspection platforms, it has become apparent that many of the properties being inspected ultimately do not comply. As a result, OVFD will be focusing on the number of compliances rather than the number of inspections – quality vs. quantity. This approach is more in-line with industry standards, which, in our region, is a three-to-five-year inspection interval. This will also allow for more time to provide information and education around Zone Zero and Home Hardening.

The following graph illustrates the most common areas of non-compliance in the OVFD service area.

### 2025 Top 10 DSI Non-Compliance

