



OLYMPIC VALLEY FIRE DEPARTMENT

305 Squaw Valley Road
P.O. Box 2522
Olympic Valley, CA 96146

Address: _____

Date: _____

Owner(s): _____

Permit #: _____

Underground Propane Tanks

General Installation of underground tank:

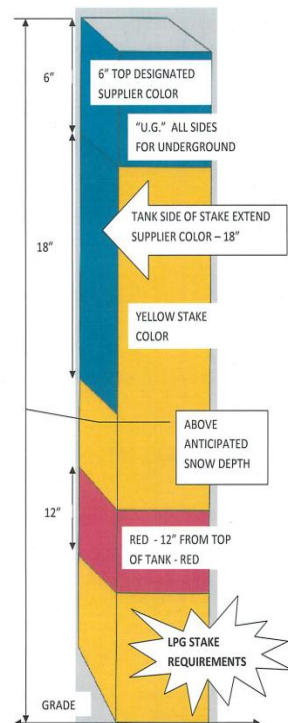
- Tanks must be installed by qualified and trained individuals.
- ASME containers must be constructed and listed for underground service and MARKED accordingly.
- Have a factory applied epoxy coating,
- Anode protection
- If ground water is encountered or you are in a high water area. An engineered dead man system is required.
- See page two of this handout for underground tank locations and setbacks.
- Bottom of hole level and free of rocks. If rocks are present a 6" bed of sand is needed.
- Bottom of the hole must be the proper depth to allow the dome to extend far enough above finish grade that water will flow away from the dome.
- Tank must be a minimum of 6" below grade or if subject action from traffic, a parking lot, etc. is encountered, it must 18" below grade and 5' from a driveway and 10' from a public road.
- Backfill must be free of rocks or abrasives
- Install the regulator so the vent is above the highest possible water level.
- Anode bags installed. 1@ 17 lb. for 500 gallon tank, 2@ 17lb. for 1000 gallon tank

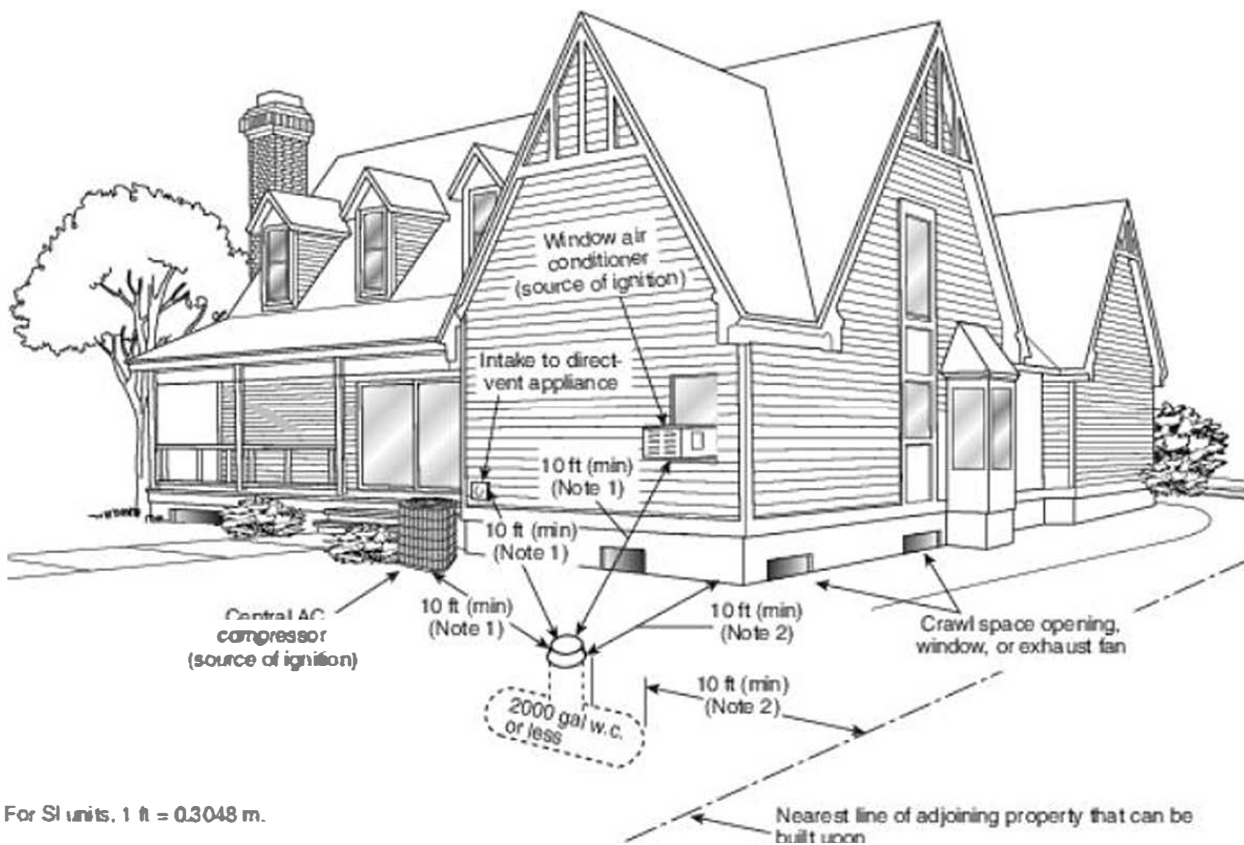
Second Stage Regulator:

- Second-stage regulator and riser piping shall be installed on gable end of building, avoiding shedding ice and snow.
- The second-stage regulator shall be protected with an approved cover.
- An approved gas-shut off valve shall be placed directly upstream of second-stage regulator.
- Visible identification signs to be placed on building located as high as practicable directly above the cover.

Snow Stakes:

- LPG tank shall be marked with yellow snow stakes, placed on side opposite of riser, extending above snow depth by Nov 1st each year and shall remain the entire snow season.
- Top 18" of stake shall be painted in supplier's color and marked "UG" in top 6" for underground tank.

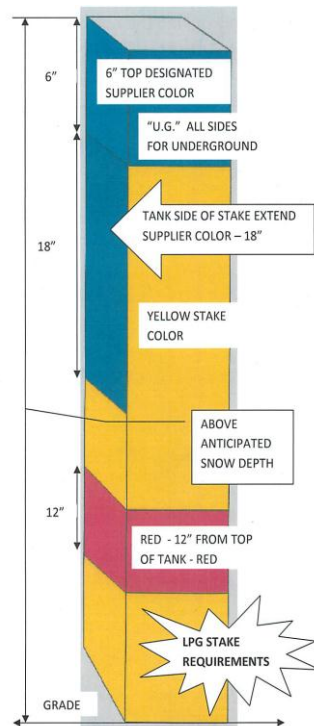
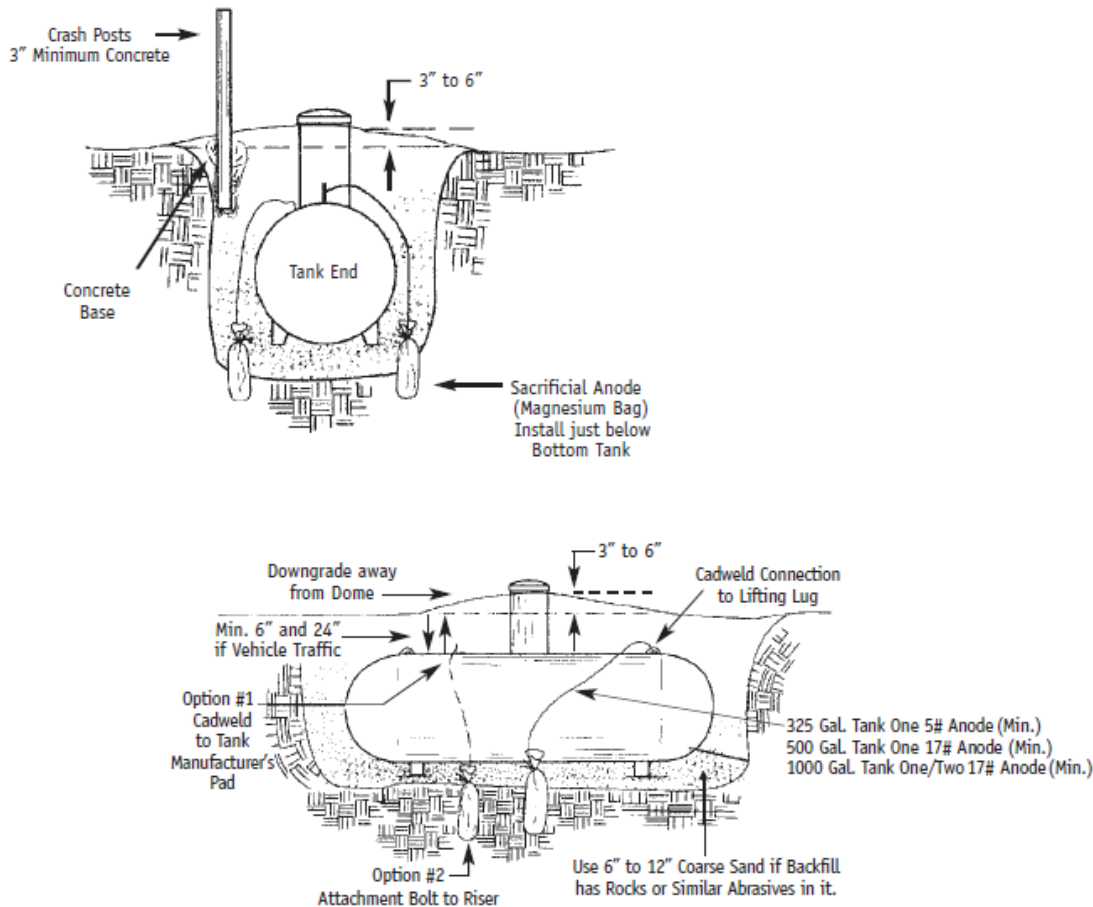




For SI units, 1 ft = 0.3048 m.

Notes:

- (1) The relief valve, filling connection, and fixed maximum liquid level gauge vent connection at the container must be at least 10 ft from any exterior source of ignition, openings into direct-vent appliances, or mechanical ventilation air intakes. Refer to 6.3.4.4.
- (2) No part of an underground container can be less than 10 ft from an important building or line of adjoining property that can be built upon. Refer to 6.3.2.3.



325 Gal. Tank One 5# Anode (Min.)
 500 Gal. Tank One 17# Anode (Min.)
 1000 Gal. Tank One/Two 17# Anode (Min.)